

B4BE-7-27 Bracket Mount Antenna



B4BE-7-27

B4BE-7-27



- Cost Effective 2G/3G/4G and 3.8GHz 5G coverage
- Wall or mast mounted

The B4BE antenna is a cost effective omni-directional broad band antenna for 4G/3G/2G and 3.8GHz 5G devices and is suitable for external or internal installation.

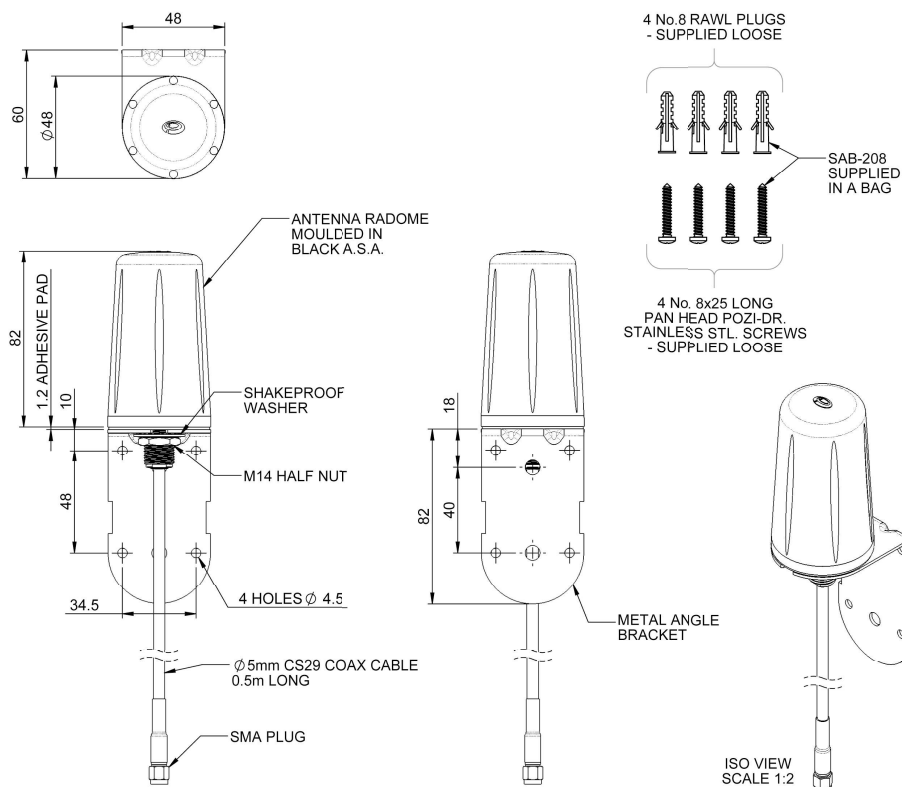
The design of the mounting bracket enables simple wall mounting using the supplied screws and wall plugs or mast mounting using a pipe clip or cable ties (not supplied).

The omni-directional radiation pattern allows easy placement of the antenna in an elevated position.

This antenna is an ideal solution for use in industrial and domestic environments with cellular modems/routers and Machine to Machine (M2M) wireless connectivity applications.

Technical Drawing

B4BE-7-27-05SP Shown



Panorama Antennas Ltd
 Frogmore, London, SW18 1HF, United Kingdom
 T: +44 (0)20 8877 4444 | F: +44 (0)20 8877 4477
 E: sales@panorama-antennas.com
 W: www.panorama-antennas.com



Waiver: The data given above is indicative of the performance of the product/s under particular conditions and does not imply a guarantee of performance. These specifications are subject to change without notice. Copyright © Panorama Antennas Ltd. All rights reserved.

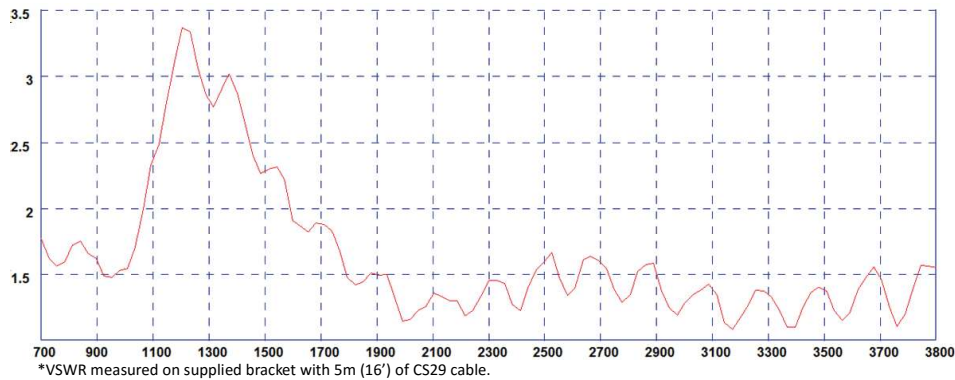
B4BE-7-27 Bracket Mount Antenna



B4BE-7-27

Typical VSWR

Product Data



Part No.		B4BE-7-27-05SP	B4BE-7-27-5SP
Electrical Data			
Frequency Range (MHz)	698-960 / 1710-3800		
Operational Band	700/800/900/1800/1900/2100/2400/2600/3600		
Peak Realised	698-960MHz	2dBi	
Gain: Isotropic*	1710-3800 MHz	5dBi	
VSWR	<2.5:1		
Polarisation	Vertical		
Pattern	Omni-directional		
Impedance	50Ω		
Max Input Power (W)	30		
Mechanical Data			
Dimensions (mm)	Height mounted	164 (6.46")	
	Diameter	48(1.89")	
Operating Temp (°C)	-40° / +85°C (-40° / 185°F)		
Material	ASA, aluminium, zinc plated steel		
Colour	Black & natural (white version available p/n B4BEW)		
Ingress Protection	IP66		
Mounting Data			
Fixing	Wall or mast mount		
Mounting ScREW Diameter (mm)	4 (0.16")		
Weight (g)	188	372	
Cable Data			
Type	CS29 (double shielded RG58)		
Diameter (mm)	5(0.19")		
Length (m)	0.5 (1.5')	5(17')	
Termination	SMA plug	SMA plug	

* Peak gain simulated in CST microwave studio on a ground plane excluding cable loss

B4BE-7-27 Panel Mount Antenna

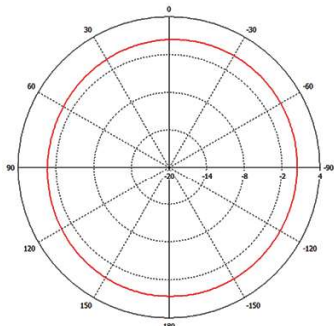
PANORAMA ANTENNAS

B4BE-7-27

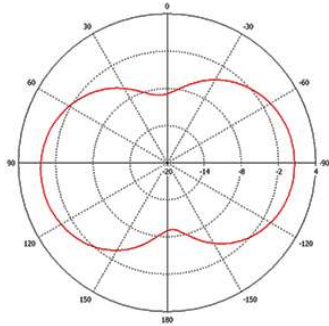
Electrical Data

All measurements taken on a 400 x 400mm groundplane with 0.5m of cable

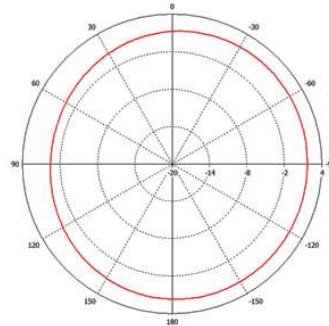
H Plane Plot (700 MHz)



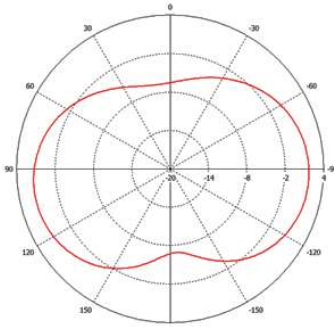
E Plane Plot (700MHz)



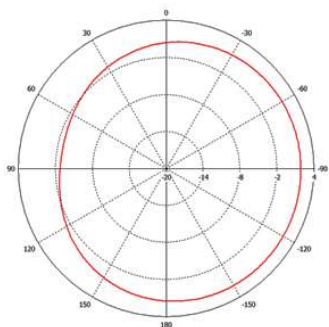
H Plane Plot (800MHz)



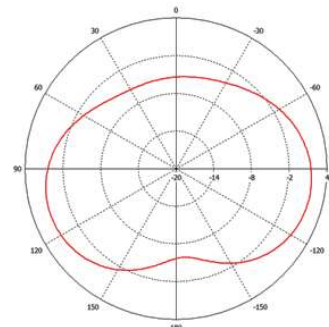
E Plane Plot (800MHz)



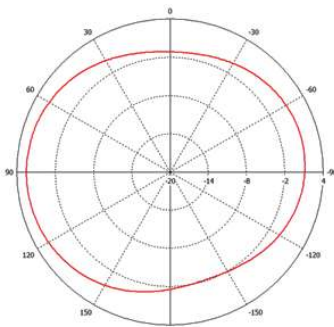
H Plane Plot (900MHz)



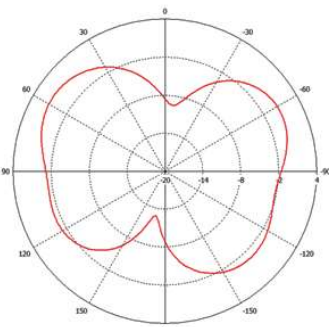
E Plane Plot (900MHz)



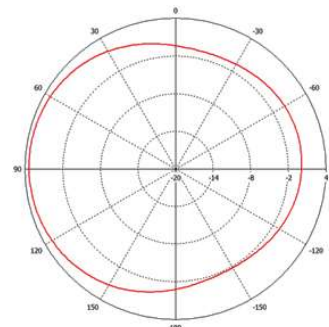
H Plane Plot (1800 MHz)



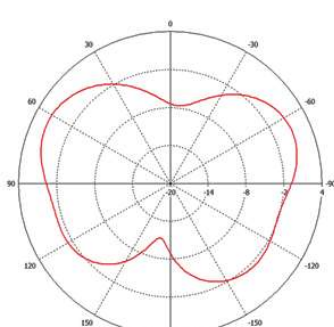
E Plane Plot (1800MHz)



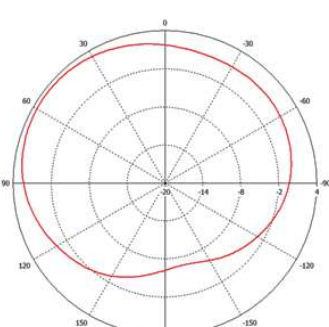
H Plane Plot (2100MHz)



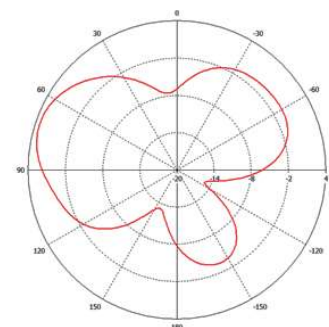
E Plane Plot (2100 MHz)



H Plane Plot (2600MHz)



E Plane Plot (2600MHz)



Panorama Antennas Ltd
Frogmore, London, SW18 1HF, United Kingdom
T: +44 (0)20 8877 4444 | F: +44 (0)20 8877 4477
E: sales@panorama-antennas.com
W: www.panorama-antennas.com

PANORAMA ANTENNAS

Waiver: The data given above is indicative of the performance of the product/s under particular conditions and does not imply a guarantee of performance. These specifications are subject to change without notice. Copyright © Panorama Antennas Ltd. All rights reserved.
09/04/2019 V5