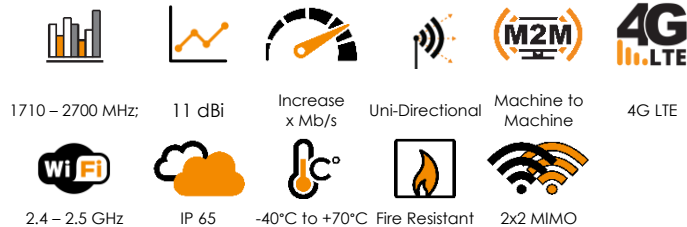


XPOL-6

ANTENNAS | XPOL-6 SERIES

X-POLARISED, HIGH GAIN, DIRECTIONAL LTE ANTENNA

2X2 LTE (MIMO); 1710 - 2700 MHz, 11 dBi



- **Cross-polarised with high-gain for LTE applications**
- **Futureproof wideband LTE antenna and Wi-Fi operational frequencies**
- **Backwards compatible with 2G and 3G technologies**
- **Two antennas in one enclosure for optimal LTE performance**
- **2X2 MIMO LTE/4G antenna**
- **Increased connectivity stability**



Product Overview

The XPOL-6 is a unique antenna, which provides a unique solution with a constant high gain for 4G, 3G and 2G networks. The XPOL-6 is a dual-polarised full LTE band antenna and is wall- or pole-mountable. The antenna is equipped to provide client-side MIMO and diversity support for the networks of today and tomorrow. This is done by incorporating two separately fed ultra-wideband elements in a single housing, which is a cost-effective solution for enhancing signal reception. The XPOL-6 antenna increases signal reliability, ensures higher data throughput for users and provides a stable, high quality connection. This improves subscriber's user experience and secures client retention. It is ideal for any application using the GSM network (LTE/ HSPA/3G/EDGE/GPRS).

Features

- High gain antenna for LTE applications
- Uni-directional – radiates in one direction
- Wideband frequency ranges from 1710 – 2700 MHz
- Also covers Wi-Fi for 2400 – 2500 MHz
- Two antennas in one enclosure; offering MIMO capability
- Wall or pole mountable
- Lightweight

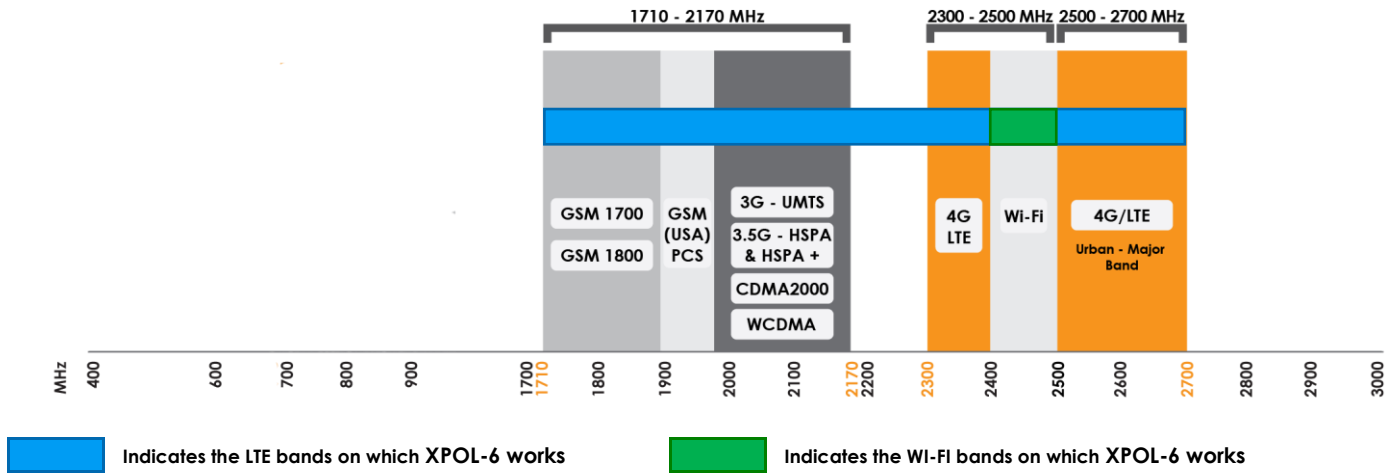
Application Areas

- Urban and rural areas
- Poor data signal reception (Indoor or outdoor)
- Slow data transmission connectivity
- Unstable connection
- Increase system transmission reliability
- LTE fringe areas (close to an LTE area, but just out of reach)
- Network operator flexibility – as the antennas are wideband, a new antenna is not needed per network operator – works on most networks




Frequency Bands

The XPOL-6 is a directional antenna that works from 1710 – 2700 MHz



Antenna Overview

	
Ports	2
SISO / MIMO	2x2 MIMO
Frequency Bands	1710 – 2700 MHz
Polarisation	+ 45° and - 45°
Peak Gain	11 dBi
Coax Cable Type	Twin HDF 195
Coax Cable Length	10m
Connector Type	SMA (M)

Electrical Specifications

Frequency bands:	1710 – 2700 MHz
Gain (max):	11 dBi
VSWR:	<2:1
Feed power handling:	10 W
Input impedance:	50 Ohm (nominal)
Polarisation:	+ 45° and - 45°
Coax cable loss:	0.565 dB/m @ 1800 MHz 0.584 dB/m @ 2000 MHz 0.666 dB/m @ 2400 MHz 0.669 dB/m @ 2500 MHz
DC short:	Yes

Product Box Contents

Antenna:	A-XPOL-0006-10M
Mounting bracket:	Pole or wall mounting bracket

Ordering Information

Commercial name:	XPOL-6-10M
Order product code:	A-XPOL-0006-10M
EAN number:	6009693810129

Mechanical Specifications

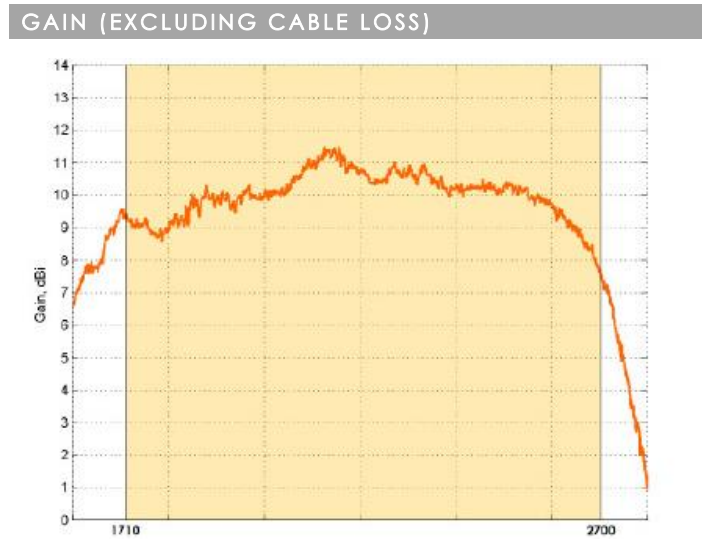
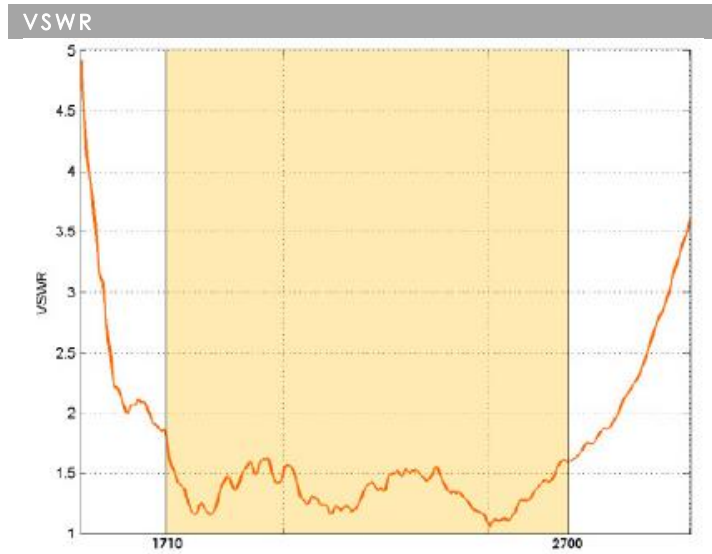
Product dimensions	301 mm x 144 mm x 56 mm
Packaged dimensions:	360 mm x 160 mm x 115 mm
Weight:	1.35 kg
Packaged weight:	1.60 kg
Radome material:	ABS (Halogen Free)
Radome colour:	Pantone- Cool Gray (1C) RAL 7047
Mounting Type:	Pole and wall mount

Environmental Specifications, Certification & Approvals

Wind Survival:	<120 km/h
Temperature Range (Operating):	-40°C to +70°C
Environmental Conditions:	Outdoor/Indoor
Water ingress protection ratio/standard:	IP 65 (NEMA 4X)
Salt Spray:	MIL-STD 810F/ASTM B117
Operating Relative Humidity:	Up to 98%
Storage Humidity:	5% to 95% - non-condensing
Storage Temperature:	-40°C to +70°C
Enclosure Flammability Rating:	UL 94-HB
Impact resistance:	IK 08
Product Safety & Environmental:	Complies with CE and RoHS standards



Antenna Performance Plots



Voltage Standing Wave Ratio (VSWR)

VSWR is a measure of how efficiently radio-frequency power is transmitted from a power source, through a transmission line, into a load. In an ideal system, 100% of the energy is transmitted which corresponds to a VSWR of 1:1.

The XPOL-6 delivers superior performance across all bands with a VSWR of 2:1 or better.

Gain* in dBi

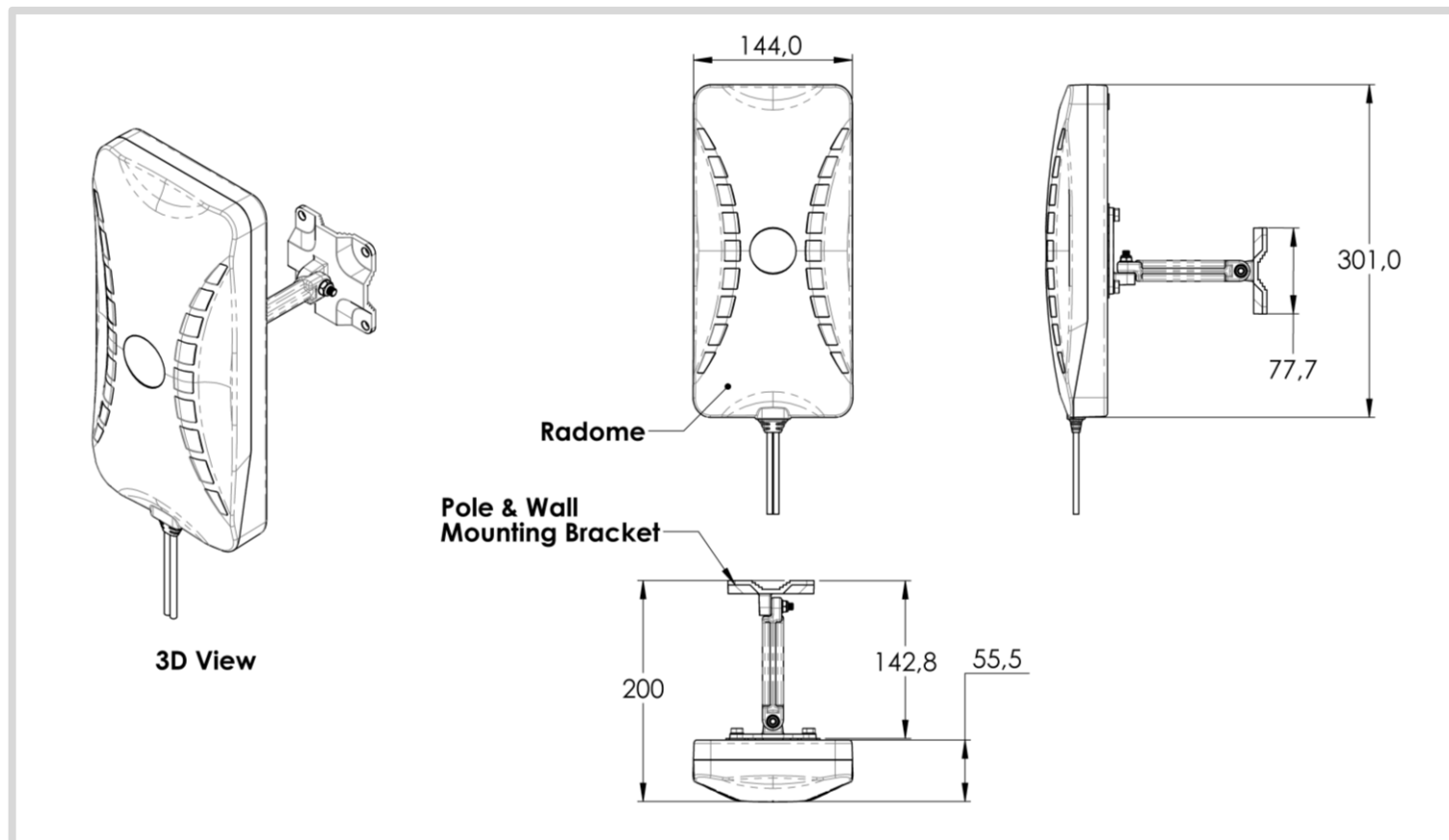
11 dBi is the peak gain across all bands from 1710 – 2700 MHz

Gain @ 1710 – 2700 MHz:

11 dBi

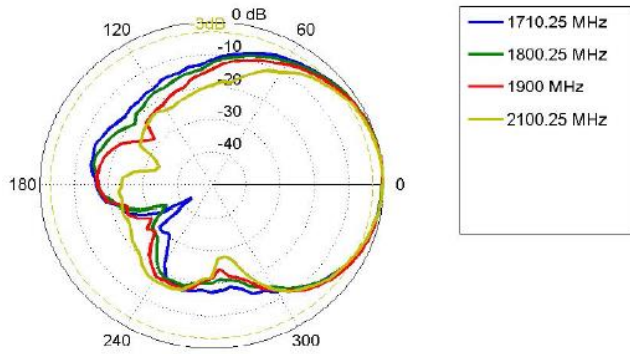
**Antenna gain measured with polarisation aligned standard antenna*

Technical Drawings

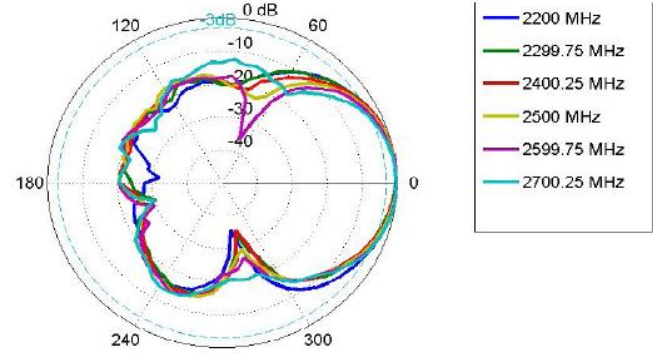


Radiation Patterns

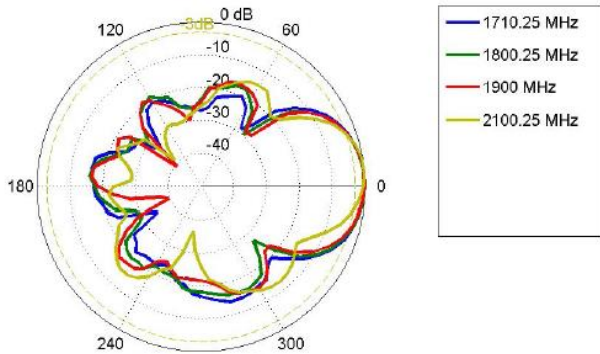
Azimuth: 1710 – 2100 MHz



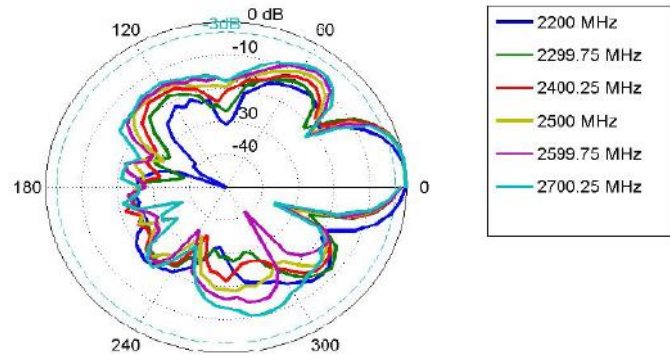
Azimuth: 2200 – 2700 MHz



Elevation: 1710 – 2100 MHz



Elevation: 2200 – 2700 MHz



Mounting Options



Pole Mount

Pole/Wall Mounting bracket (included)



Wall Mount

Pole/Wall Mounting bracket (included)

Additional Accessories

Extension Cables: Up to 10m HDF 195
Various connectors available
Installation poles and brackets available

See accessories technical specifications on www.poynting.tech

Contact Poynting

Poynting Antennas (Pty) Ltd - Head Office

Unit 4, N1 Industrial Park
Landmarks Avenue,
Samrand, 0157
South Africa

Phone: +27 (0) 12 657 0050

E-mail: sales@poynting.co.za

Poynting Europe

Regus Business Center Neue Messe Riem
Kronstadter Straße 4
81677 München
Germany

Phone: +49 89 208026538

E-mail: sales-europe@poynting.tech