



## WMM8G-7-38

- Supports MiMo & diversity across 3G,4G & 5G
- Two wideband elements with gain
- Durable wall mount housing
- Suitable for mast, wall and desk mounting

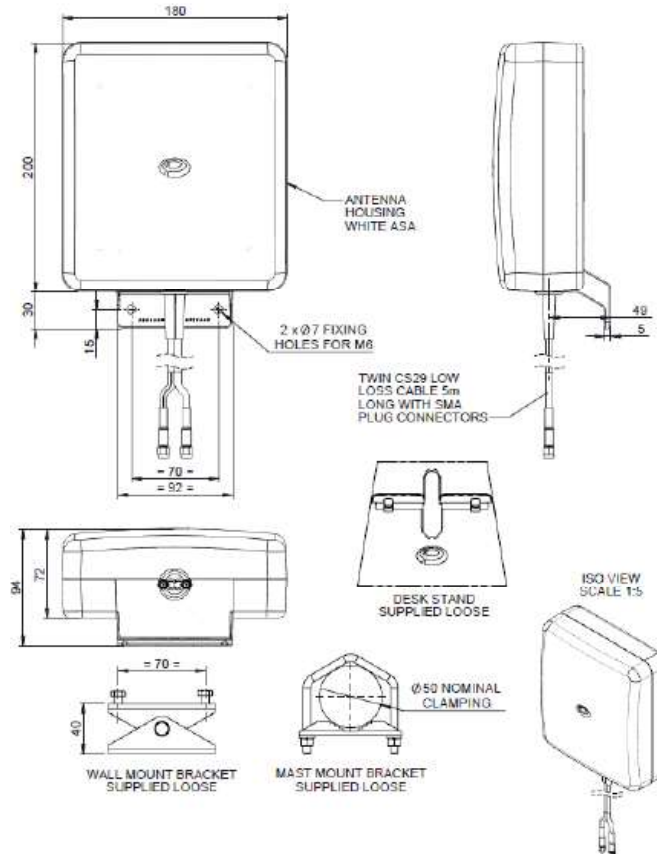
The WMM8G-7-38 antenna is a high directional gain 2x2 MiMo signal boosting antenna for 2G, 3G,4G and many 5G networks. Incorporating two separately fed wideband elements in a single housing the WMM8G-7-38 is equipped to provide client side MiMo and diversity support for 2G, 3G, 4G and many 5G networks. With 6dBi of peak gain at 698-960MHz and 9dBi peak gain at 1710-3800MHz the WMM8G-7-38 provides extra gain for next generation networks.

The rugged, weather resistant housing is designed for wall mounting and wall and mast mount brackets are provided. Supplied with fitted low loss double shielded twin cable the WMM8G-7-38 minimises exposed connector joints and simplifies cable management for easy installation.

The WMM8G-7-38 is an cost effective value added product for network operators and service providers ensuring a stable link with improved data rates for subscribers thereby improving satisfaction and retention.

### Technical Drawing

WMM8G-7-38-5SP Shown



# MiMo Directional Antenna

WMM8G-7-38-[VAR]

PANORAMA ANTENNAS

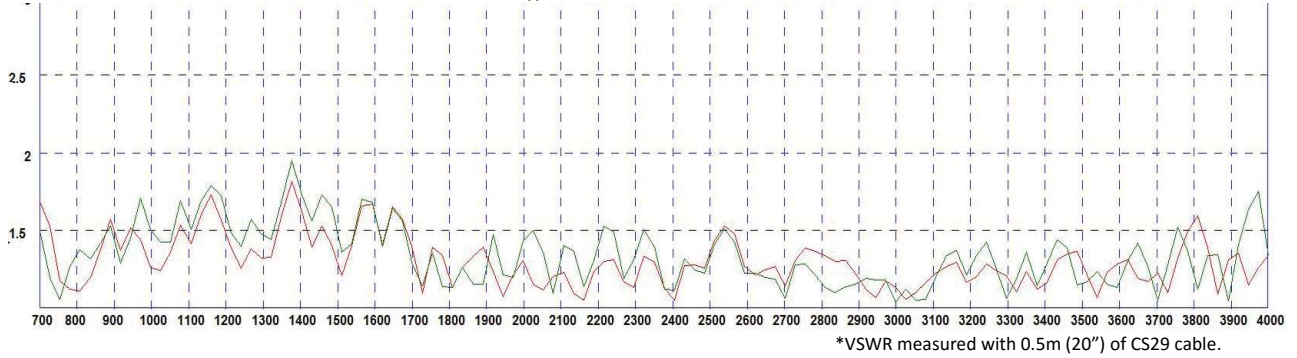
## Product Data

Part No.		WMM8G-7-38-5SP	WMM8G-7-38-03NJ
<b>Electrical Data</b>			
Frequency Range (MHz)	Antenna 1	698-960/1710-2700/3400-3800	
	Antenna 2	698-960/1710-2700/3400-3800	
Operational bands	2G / 3G / 4G / 5G		
Radiation pattern	Directional		
Nominal Polarisation	+/- 45deg Vertical		
Peak Gain (excl cable loss)+	698-960 MHz	6dBi	
	1710-2170 MHz	9dBi	
	2396-2700 MHz	9dBi	
	3400-3800MHz	9dBi	
Efficiency - excluding cable loss (all bands)	> 60%		
Correlation co-efficient ( all bands)	< 0.1		
Max input power (W)	20 Watts		
Nominal Impedance	50Ω		
<b>Mechanical Data</b>			
Dimensions (mm)	Height	230 (9")	
	Width	180 (7.1")	
	Depth	94 (3.7")	
Operating temp (°C)	-30° / +80°C (-40° / 176°F)		
Material	U.V. stable, impact resistant ASA		
Colour	RAL9010 (Pure White)		
Weight (g)	955		
Ingress Protection	IP 65		
<b>Mounting Data</b>			
Fixing	Wall mount / mast mount / desk mount		
Mounting bracket material	Stainless steel / Aluminium		
Pole diameter (mm)	20-50 / (0.78 - 1.96")		
<b>Cable Data</b>			
Type	2 x CS29 Coax (double shielded RG58)	2 x CS29 Coax (double shielded RG58)	
Diameter (mm)	5 (0.2")	5 (0.2")	
Length (m)	5 (16')	0.3 (12")	
Termination	2 x SMA (m)	2 x N(f)	

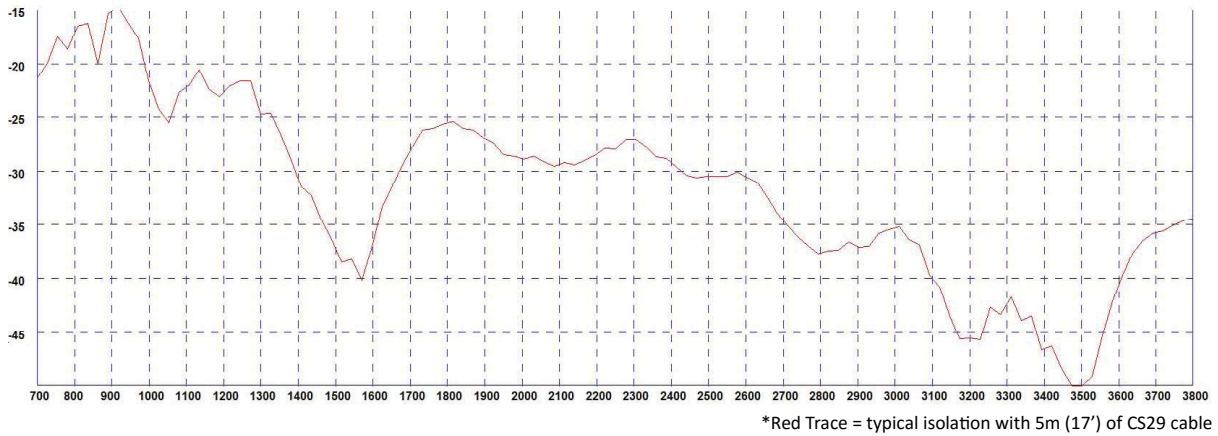
+ Swept peak gain simulated in CST Microwave studio for each element excluding cable loss

VSWR

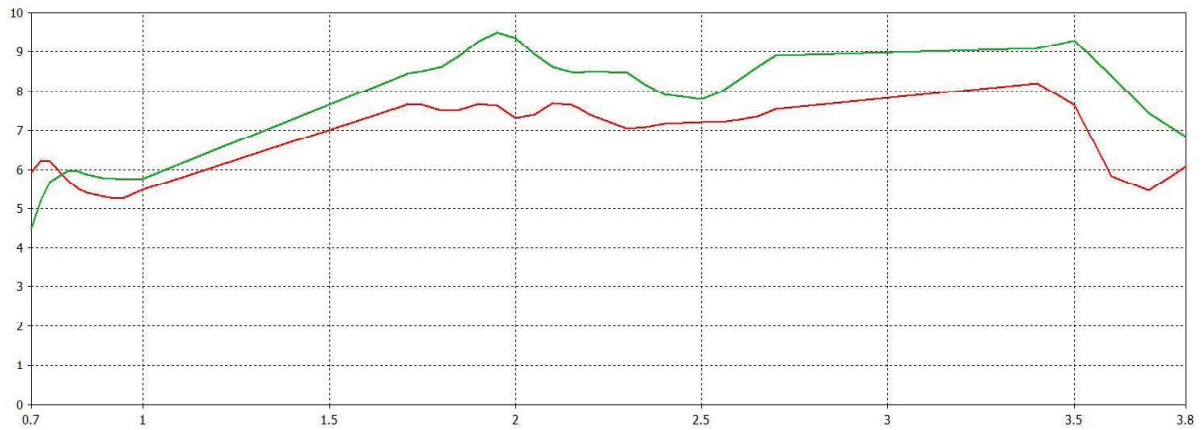
Typical VSWR Elements 1 & 2 \*



Typical Isolation Elements 1 & 2 \*



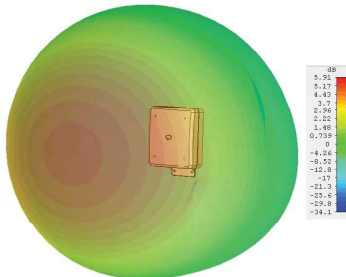
Swept Peak Gain Elements 1 & 2 \*



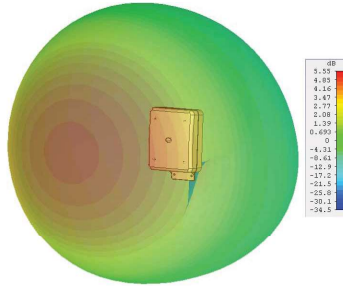
\*Elements 1 & 2 swept peak gain without cable simulated in CST Microwave Studio

### Gain Plots

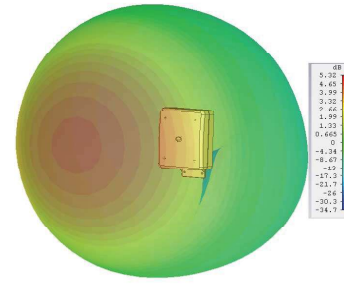
3D Gain Plot (750MHz)



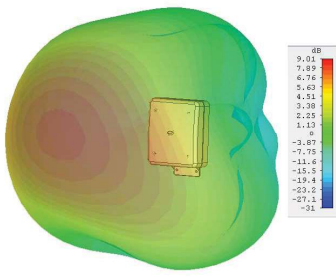
3D Gain Plot (850MHz)



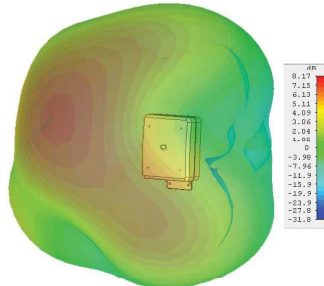
3D Gain Plot (950MHz)



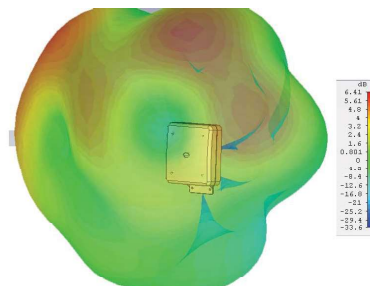
3D Gain Plot (1800MHz)



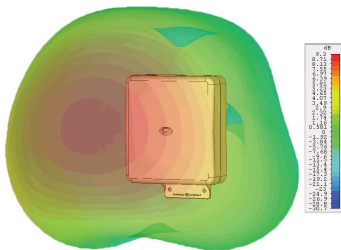
3D Gain Plot (2000 MHz)



3D Gain Plot (2600 MHz)



3D Gain Plot (3600MHz)



\*WMM8G-7-38 3D Patterns show realised gain both elements fed modelled in CST Microwave Studio without additional cable.