

IN2214

Wall Mount Low Profile

V1 04/04/17



IN2214

- Low profile, vandal & tamper proof design
- Simple adhesive pad or screw fix installation
- Covers global cellular & LTE bands
- Suitable for mounting on metallic or non metallic surfaces*

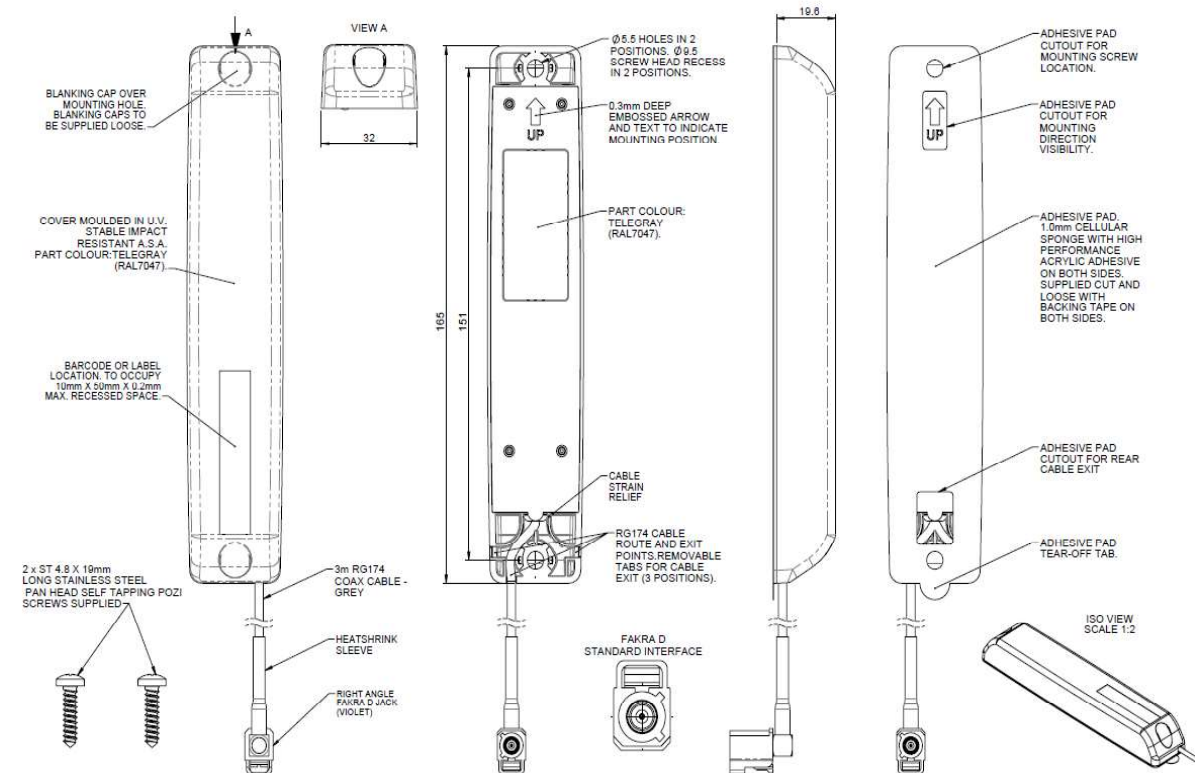
The Panorama LPW range of antennas are designed to decrease the lifetime cost of M2M and smart metering installations by offering a robust, effective antenna that is easy to install and lasts the lifetime of the installation without the need for maintenance.

The antenna offers ground-plane independent omni-directional performance across global cellular and LTE bands making it a versatile solution for any number of applications. The efficient element design ensures a high first time connection rate and an ongoing, robust communications link even in problematic coverage areas.

The antenna can be installed using the supplied automotive grade adhesive pad or via the integrated screw mounting bosses. If the antenna is panel mounted the cable can be routed through a hole in the adhesive pad to run invisibly into the panel behind.

*Performance may change based on mounting surface.

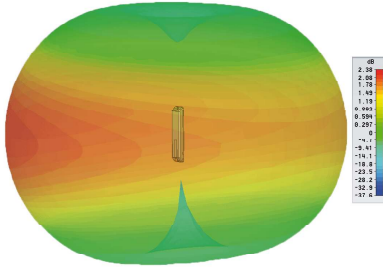
Technical Drawing



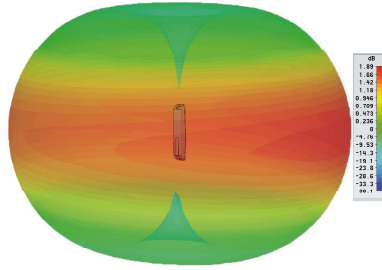
| | | |
|------------------------------|--|--------------|
| Part No. | | IN2214 |
| Electrical Data | | |
| Frequency Range (MHz) | 698-960, 1710-2700 | |
| Operational Band | LTE 700 / LTE 800 / AMPS 850 / GSM 900 / GSM 1800 / PCS 1900 / AWS / 3G UMTS 2100 / LTE 2600 | |
| Typical VSWR | < 2:1 | |
| Typical Peak Gain: Isotropic | 2dBi | |
| Compared to ¼ wave | 0dB | |
| Pattern | Omni-directional | |
| Impedance | 50Ω | |
| Max Input Power (W) | 20W | |
| Mechanical Data | | |
| Dimensions (mm) | Height | 19.6 (0.77") |
| | Length | 165 (6.5") |
| | Width | 32 (1.26") |
| Operating Temp (°C) | -30° / +70°C (-22°F / 158 °F) | |
| Material | ASA | |
| Colour | Telegray RAL 7047 | |
| Mounting Data | | |
| Fixing | acrylic adhesive pad / 2x 4.8mm (0.18")screws | |
| Cable Data | | |
| Type | RG174 | |
| Thickness (mm) | 2.8 (0.11") | |
| Length (m) | 3 (10') | |
| Termination | R/A FAKRA D Jack | |

3D Patterns of Antenna in Free Space

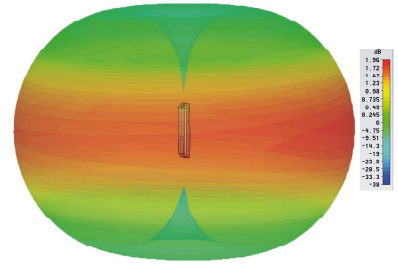
Typical 3D Pattern (700MHz)



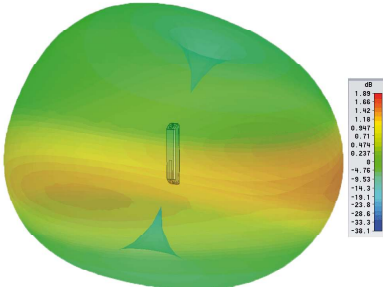
Typical 3D Pattern (800MHz)



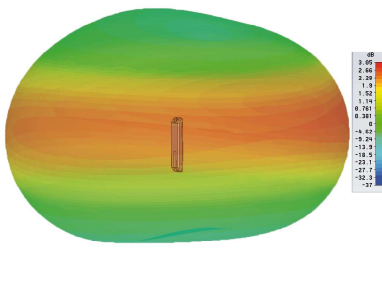
Typical 3D Pattern (900MHz)



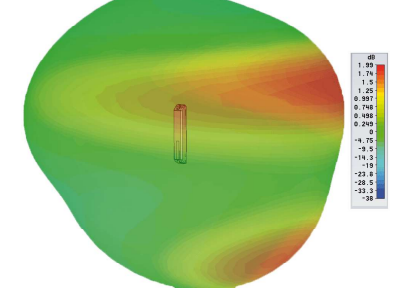
Typical 3D Pattern (1800MHz)



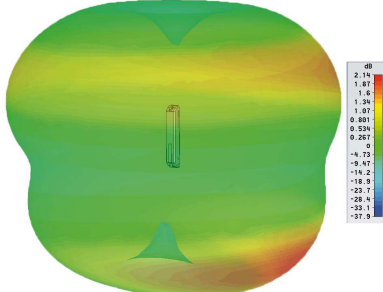
Typical 3D Pattern (1900MHz)



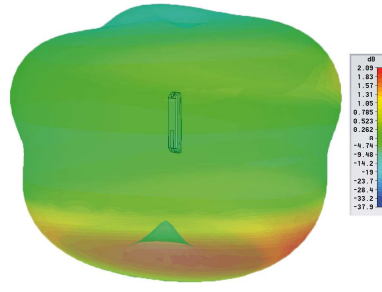
Typical 3D Pattern (2100MHz)



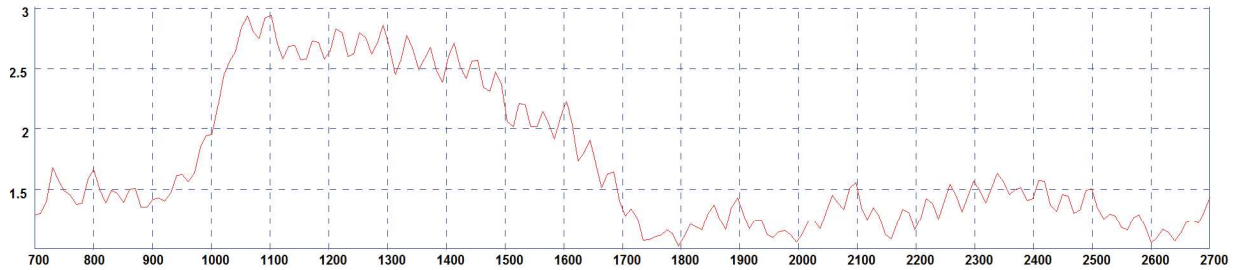
Typical 3D Pattern (2400MHz)



Typical 3D Pattern (2600MHz)

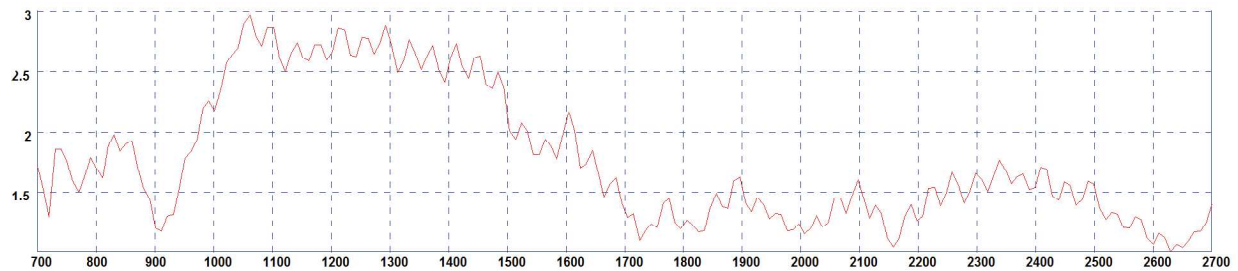


Typical VSWR of Antenna in Free Space*



* VSWR measured in free space with 2m (6.6') of RG174 cable

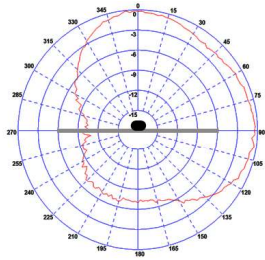
Typical VSWR on 350 x 350mm Ground Plane*



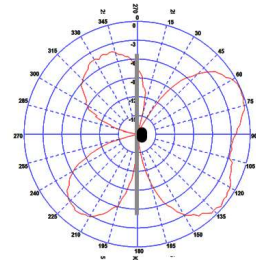
* VSWR measured mounted on a 350 x 350mm (14" x 14") with 2m (6.6') of RG174 cable

E and H Plane Patterns Mounted on 350 x 350mm Ground Plane

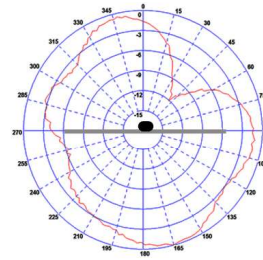
Typical H-Plane (750MHz)



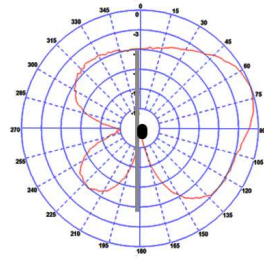
Typical E-Plane (750MHz)



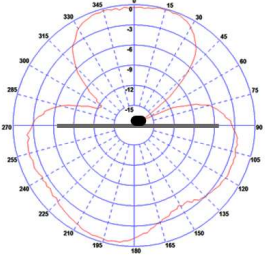
Typical H-Plane (850MHz)



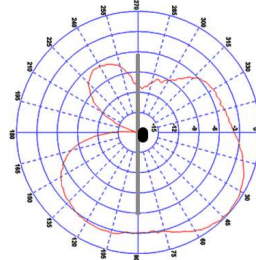
Typical E-Plane (850MHz)



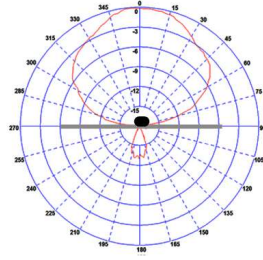
Typical H-Plane (900MHz)



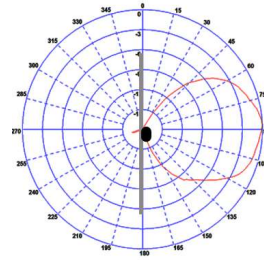
Typical E-Plane (900MHz)



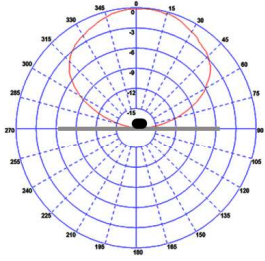
Typical H-Plane (1800MHz)



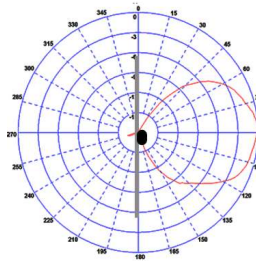
Typical E-Plane (1800MHz)



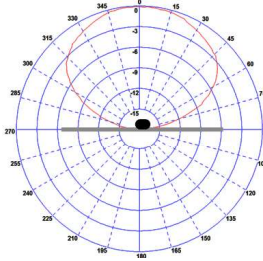
Typical H-Plane (1900MHz)



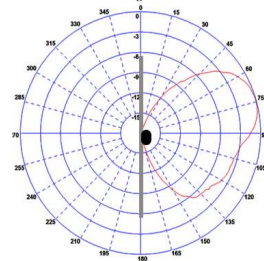
Typical E-Plane (1900MHz)



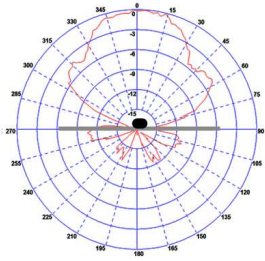
Typical H-Plane (2100MHz)



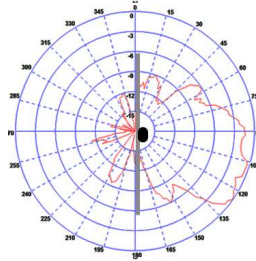
Typical E-Plane (2100MHz)



Typical H-Plane (2600MHz)



Typical E-Plane (2600MHz)



Panorama Antennas Ltd
Frogmore, London, SW18 1HF, United Kingdom

T: +44 (0)20 8877 4444
F: +44 (0)20 8877 4477

E: sales@panorama-antennas.com
www.panorama-antennas.com



Waiver: The data given above is indicative of the performance of the product/s under particular conditions and does not imply a guarantee of performance. These specifications are subject to change without notice.

Copyright © Panorama Antennas Ltd. All rights reserved.