

# GPSB

## Heavy Duty Multifunction Antenna

30/03/2016 v.3 .2

### GPSB



OEM shark fin styling

GPS, 2G/3G/4G cellular & 2.4/4.9-6GHz in one housing

Heavy duty design for optional VHF or UHF whip

The GPSB provides antenna coverage for multiple technologies within one antenna housing. Trusted by public safety, utilities and transportation companies all over the world the GPSB sets the industry standard in functionality.

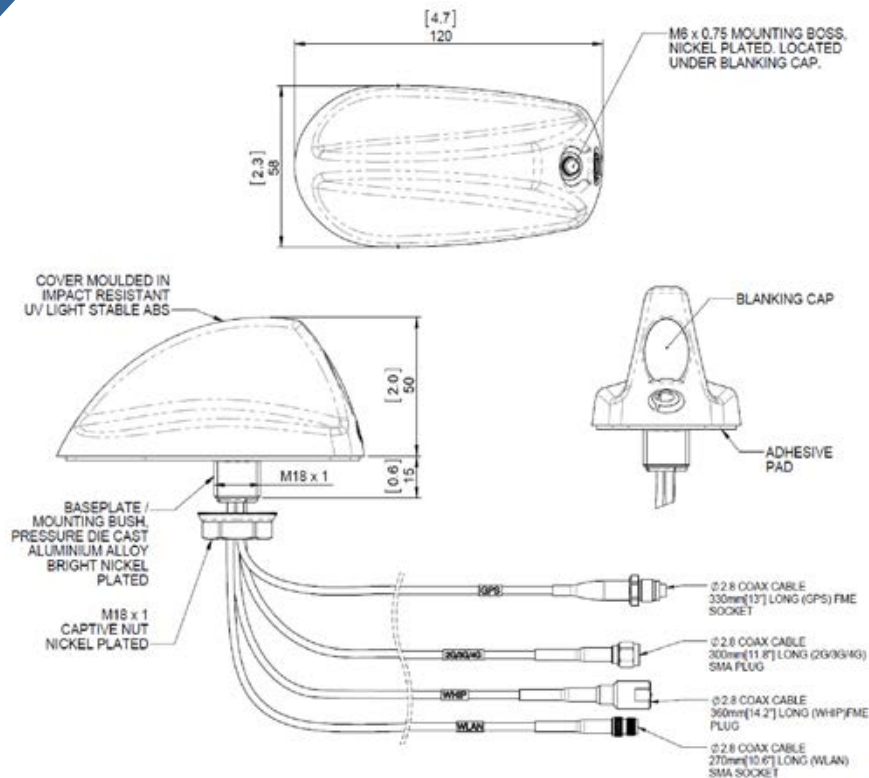
The GPSB offers three internal antenna systems, GPS, 2G/3G/4G cellular, dualband WiFi/WiMAX and an optional whip mounting for VHF or UHF whips.

Requiring only a single hole fixing, the GPSB reduces vehicle damage, cost of installation and visual impact whilst protecting vehicle resale value.

The OEM shark fin style design provides multiple antenna functions while remaining discreet.

The GPSB is suitable for the public safety (covert and discreet), industrial and transportation sectors, where a cost effective, efficient and robust antenna is essential to the application.

### Technical Drawing



**Product Data**

Part No.		GPSB
<b>Electrical Data</b>		
Frequency Range (MHz)	Element 1	1575
	Element 2	698-960, 1710-2170, 2500-2700
	Element 3	2200-2700 & 4900-6000
	Element 4	Dependent on selected whip
Operational Bands	Element 1	GPS
	Element 2	2G/3G/4G
	Element 3	2.4GHz WLAN / Public Safety 4.9GHz / 5.8GHz WIFI
	Element 4	Dependent on selected whip
Peak gain: Isotropic	Element 2	1dBi
	Element 3	2dBi
Polarisation	Vertical	
Pattern	Omni-directional	
Impedance	50Ω	
Max Input Power (W)	Internal elements 25W / main whip 60W	
<b>GPS Data</b>		
Frequency Range (MHz)	1575	
VSWR	<1.5:1 ± 4MHz	
Gain: LNA	26dB	
Polarisation	Right Hand Circular	
Operating Voltage	3-5V DC (fed via coax)	
Current	Typical 15mA	
<b>Mechanical Data</b>		
Dimensions (inches)	Total Height	2 (50 mm)
	Length	4.72 (120 mm)
	Width	2.3 (58 mm)
Operating Temp (°C)	-40° / 176°F (-40° / +80°C)	
Material	Impact resistant UV light stabilised ABS	
Colour	Black	
Ingress Protection	IP66 (Cert No. 45213)	
Weight (g)	215	
<b>Cable Data</b>		
Cable Type	Whip	
	GPS	
	Cellular	RG174
	WLAN	
Diameter (inches)	Whip	
	GPS	
	Cellular	0.11 (2.8 mm)
	WLAN	
Length (inches)	Whip	14 (360 mm)
	GPS	13 (330 mm)
	Cellular	12 (300 mm)
	WLAN	11 (270 mm)
Termination	Whip	FME plug
	GPS	FME socket
	Cellular	SMA plug
	WLAN	SMA socket

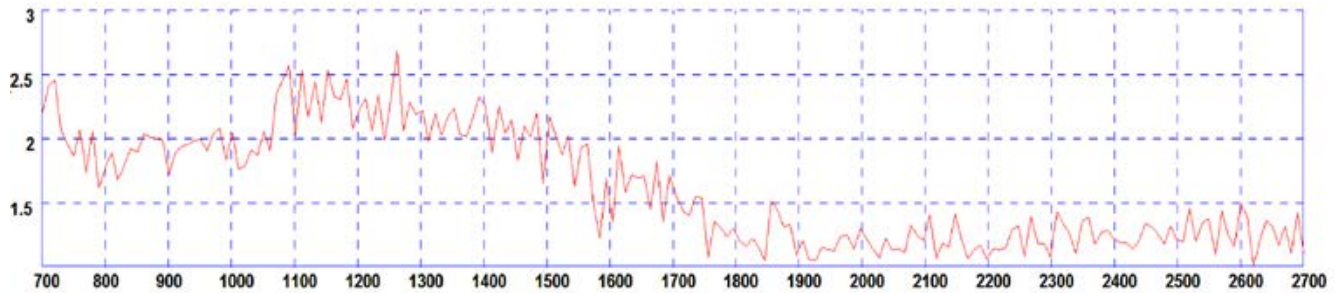
Waiver: The data given above is indicative of the performance of the product/s under particular conditions and does not imply a guarantee of performance. These specifications are subject to change without notice.

Copyright © Panorama Antennas Ltd. All rights reserved.

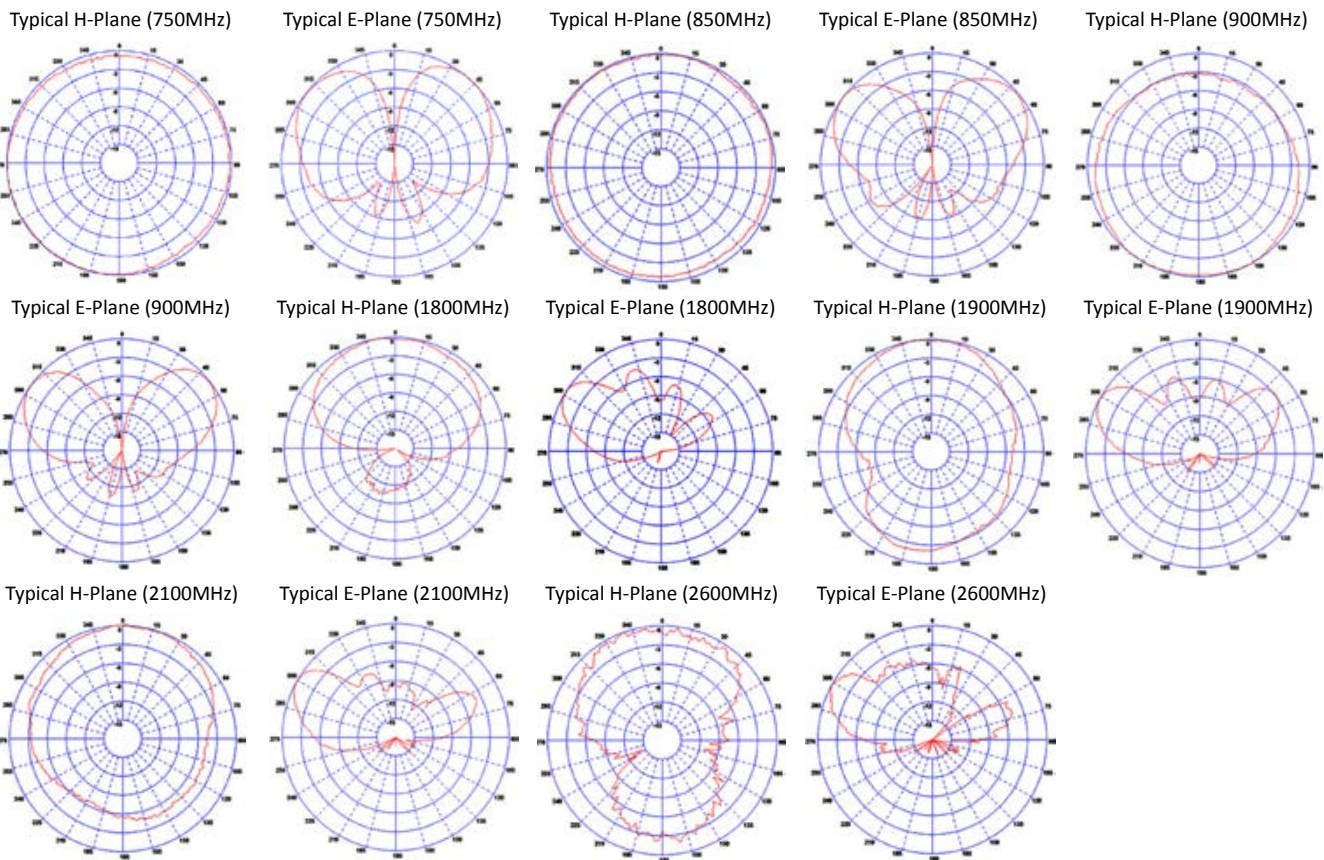
**Product Data**

**INTERNAL 2G/3G/4G CELLULAR ANTENNA**

Typical VSWR - Cellular Element\*

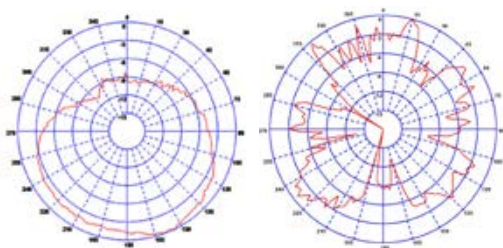


\*VSWR measured with no whip and 5m (16') of CS29 cable on a 600 x 600 mm (2' x 2') groundplane

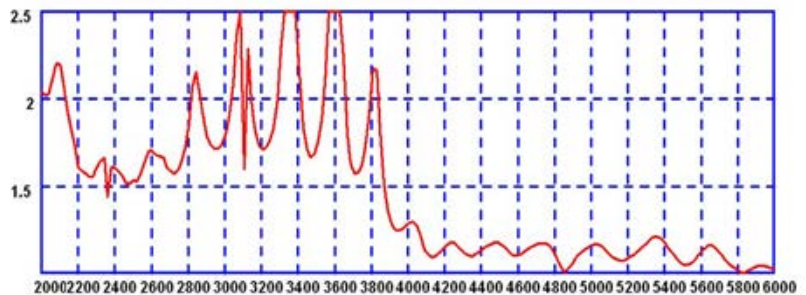


**INTERNAL 2.2-2.7GHz & 4.9-6GHz ANTENNA**

Typical H-Plane (2400MHz) Typical H-Plane (5400 MHz)



Typical VSWR - WLAN Element\*



\* VSWR measured without cable.

Waiver: The data given above is indicative of the performance of the product/s under particular conditions and does not imply a guarantee of performance. These specifications are subject to change without notice.

Copyright © Panorama Antennas Ltd. All rights reserved.