

ANTENNAS | OMNI-121

OMNI-121

ALL-BAND GSM OMNI-DIRECTIONAL ANTENNA



 690-960 1710-2170 2500-2700 MHz	 6 dBi	 VSWR < 2.5:1		 Increase x Mb/s	
 -40°C to +70°C	 IP 65	 UL 94 V-1			

- Covers the GSM 900, GSM 1800/UMTS and LTE Frequency bands
- Increased connectivity stability
- Machine-to-machine (M2M) capabilities
- Consistent high gain over a very wide frequency band
- Popular choice with installers because of its versatile base station
- Vandal and water resistant enclosure

Product Overview

This medium gain omni-directional antenna covers the GSM 900, GSM1800 / UMTS and LTE frequency bands.

It is a light-weight antenna that is easy to install. This is a cost-effective omni-directional solution as it comes with a 8m cable.

This antenna is a popular choice with installers because of its versatile base station. It is also ideal for machine to machine (M2M) applications that are communicating through GSM network (GPRS/ EDGE/ 3G/ HSPA/ LTE)

Features

- Medium gain omni-directional antenna
- Wall and pole mountable
- Base station agile
- Water resistant
- Lightweight
- Covers most international GSM and LTE bands

Application areas

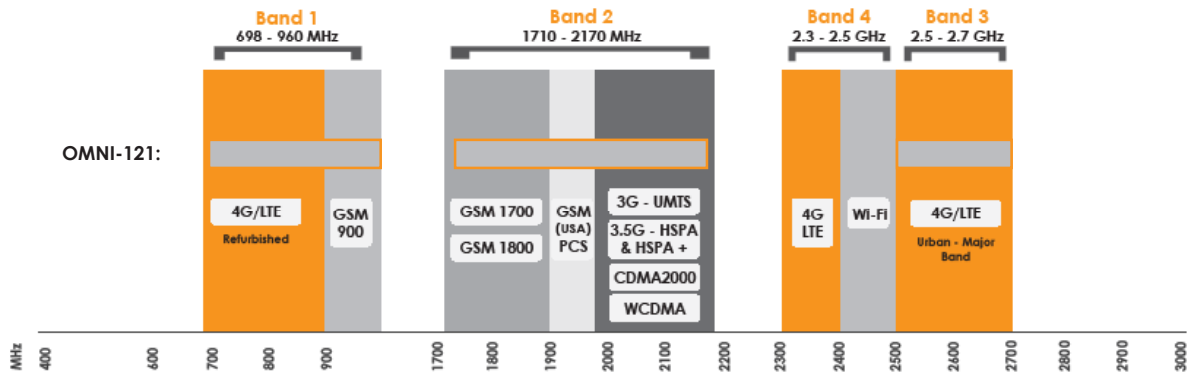
- Enables rural and remote wireless service provision
- M2M communications (ATMs, financial data processing, telemetry etc)
- Extending wireless data to weak signal areas (can extend connectivity range by factor of 3 or more)
- Poor data signal reception (indoor or outdoor)
- Slow data transmission connection
- Unstable connection
- Increase system transmission reliability



Frequency bands

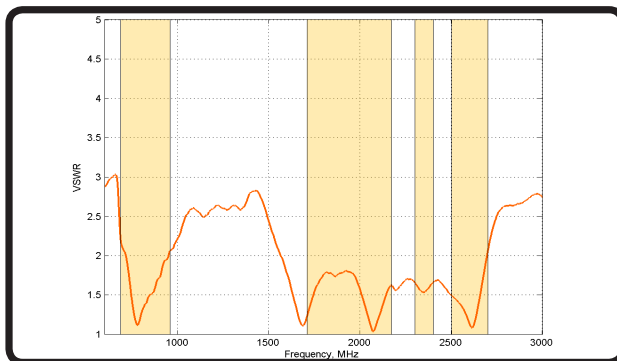
The OMNI-121 works on the 690 - 960 MHz, 1710 - 2170 and 2500 - 2700 MHz bands

Indicates the bands on which this antenna works



Antenna Performance Plots

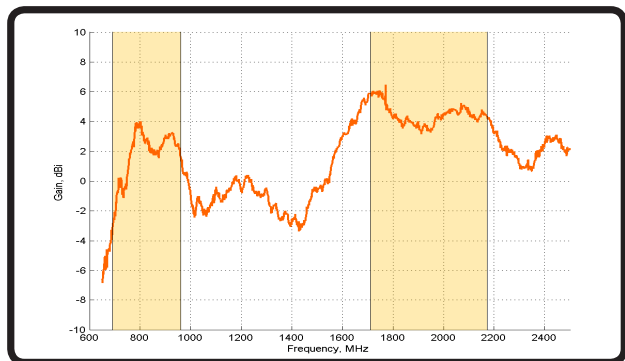
VSWR:



Voltage Standing Wave Ratio (VSWR)

VSWR is a measure of how efficiently radio-frequency power is transmitted from a power source, through a transmission line, into a load. In an ideal system, 100% of the energy is transmitted which corresponds to a VSWR of 1:1. The OMNI-121 delivers superior performance across all bands with a VSWR of 2.5:1 or better.

Gain: (excluding cable loss)



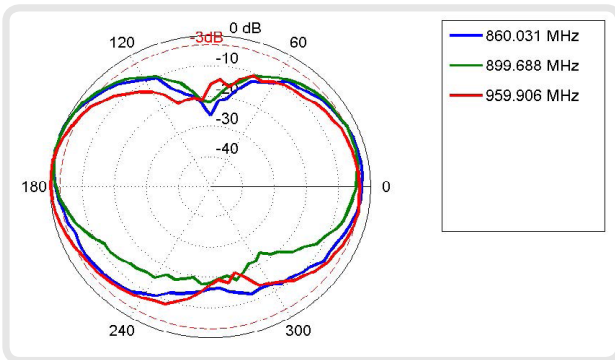
Gain* in dBi

6 dBi is the peak gain across all bands from 860 - 2700 MHz

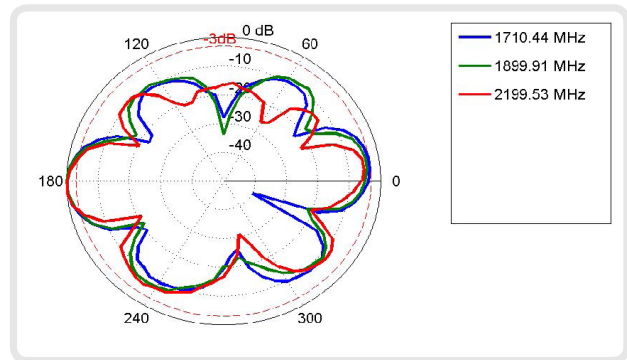
- Gain @ 690 - 960 MHz: 4 dBi
- Gain @ 1710 - 2170 MHz: 6 dBi
- Gain @ 2500 - 2700 MHz: 4 dBi

Radiation Patterns

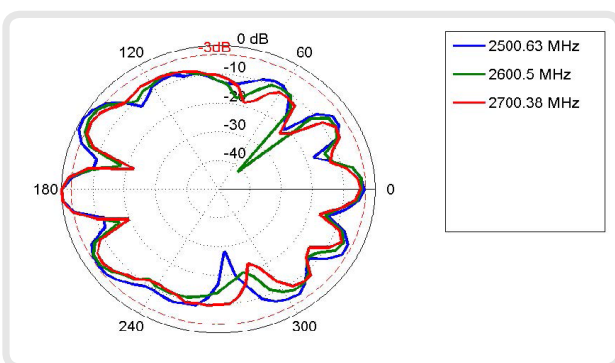
H-Plane: 860 - 960 MHz



H-Plane: 1700 - 2200 MHz



H-Plane: 2500 - 2700 MHz



Electrical Specifications

Frequency Bands:	690-960 MHz 1710-2170 MHz 2500-2700 MHz
Gain (Max):	6 dBi
VSWR:	<2.5:1
Feed Power Handling:	10 W
Input impedance:	50 Ohm (nominal)
Polarisation:	Linear Vertical
Cable loss:	0.35 dB/m @ 900 MHz 0.53 dB/m @ 2000 MHz 0.6 dB/m @ 2500 MHz
DC Short:	Yes

Mechanical Specifications

Product Dimensions (L x W x D):	555 mm x 50 mm x 50 mm
Packaged Dimensions:	595 mm x 130 mm x 65 mm
Weight:	0.50 kg
Packaged Weight:	0.65 kg
Radome Material:	ABS (Halogen Free)
Radome Colour:	Pantone - Cool Gray (1C) RAL - 7047
End Cap Colour:	Pantone - Black RAL - Black

Environmental Specifications

Wind Survival:	160 km/h
Temperature Range (Operating):	-40°C to +70°C
Environmental Conditions:	Outdoor/Indoor
Operating Relative Humidity:	Up to 98%
Storage Humidity:	5% to 95% - non condensing
Storage Temperature:	-40°C to +70°C

Product Box Contents

Antenna:	A-OMNI-0121-V3
Mounting Bracket:	Pole up to 50mm diameter Wall and Pole mount stainless steel bracket
Cable Length:	8m
Cable Type:	HDF 195
Connector:	SMA (m)

The connector is factory mounted to the antenna



A-OMNI-0121-V3



Ordering Information

Commercial name:	OMNI-121
Order Product Code:	A-OMNI-0121-V3
EAN number:	6009693810709

Additional Accessories Available

Extension Cables:	Up to 15m HDF 195
-------------------	-------------------

Various connectors available

Installation poles and brackets available

For more detailed information and availability in your region,
visit our web site: www.poynting.tech

Certification Approvals and Standards

Flammability rating:	UL 94-V1 EN 13823
Water Ingress Protection Ratio/Standard:	IP 65
Impact resistance:	IK 08
Salt Spray:	MIL-STD 810F/ASTM B117
Product Safety:	Complies with UL, CE, EN, CSA and IEC standards



Contact Poynting

Poynting Antennas (Pty) Ltd - Head Office

Unit 4, N1 Industrial Park
Landmarks Avenue,
Samrand, 0157
South Africa

Phone: +27 (0) 12 657 0050

E-mail: sales@poynting.co.za

Poynting Europe

Regus Business Center Neue Messe Riem
Kronstadter Straße 4
81677 München
Germany

Phone: +49 89 208026538

E-mail: sales-europe@poynting.tech

OMNI-121

©2015 Poynting Antennas (Pty) Ltd. All rights reserved.
Product Specifications may change without prior notice
Revised: October 2015

Regulatory Compliance: RoHS 2011/65/EU Compliant | ISO 9001:2008
Document version: TS-OMNI-0121-V3_v00
www.poynting.tech