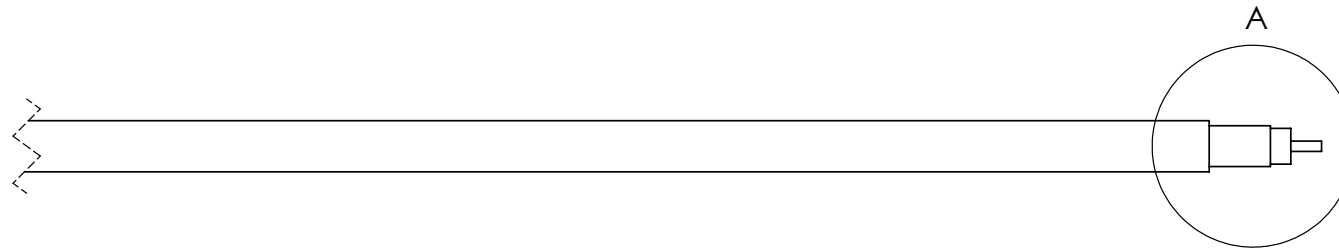
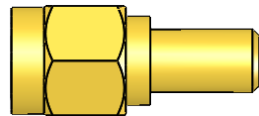


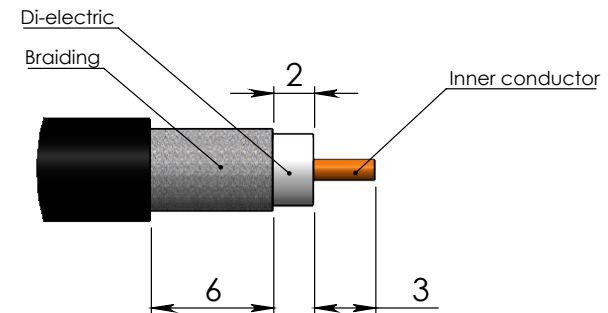
Process: Assemble	Material: RTK-031 Cable, SMA (m) connector	General Tolerance: Unless otherwise stated $\pm 0.20\text{mm}$	Surface Finish:	Color:
-------------------	--	---	-----------------	--------



SMA (m) CRIMP-ON




STRIPPING DIMENSIONS



DETAIL A

All dimensions in mm unless otherwise stated

 <p>© Copyright All IP rights reserved Poynting Antennas 0861 268 3662 www.poynting.tech</p>	Scale (UOS): <b>Not To Scale</b> Drawing Size: <b>A4</b> Third Angle Projection	Version	Date	Description	ECP no	THIS DOCUMENT MUST NOT BE USED FOR ANY PURPOSE OTHER THAN THAT FOR WHICH IT WAS SUPPLIED. UNAUTHORISED COPYING OR REDISTRIBUTION IS STRICTLY PROHIBITED.			Title: RTK-031 Stripping Dimensions for SMA	Part/Assembly Version:
		1.0	04/09/19	Initial release		Approved By	Signature	Date	Part no:	Drawing Version:
						Shane Mundy			Author: Kunal Desai	<b>1.0</b>

Standard drawing template V1.0  
07/04/2019