

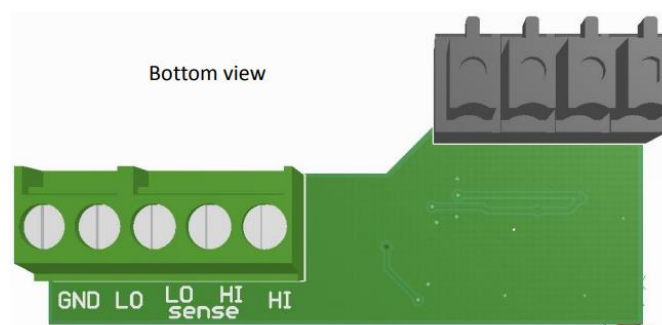
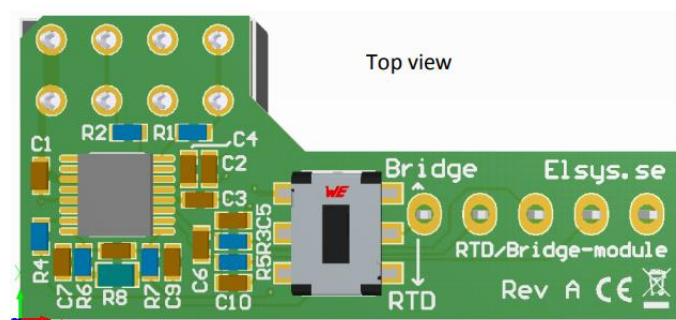
Technical Manual

ADC-Module

ADC-module is a module that fits inside the ELT-2 and is intended for connecting PT1000 platinum sensors or use as a general purpose bridge amplifier (e.g. load cell).

Features

- Easy use with PT-1000 (RTD platinum sensor)
- 2- or 4-wire connection
- Measures -200 to 790 °C
- General high resolution bridge amplifier
- Fits inside the ELT-2 box
- Powered by the ELT-2 internal battery
- Very low energy consumption
- Terminal block for easy connection

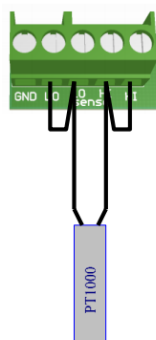


Accuracy (RTD)

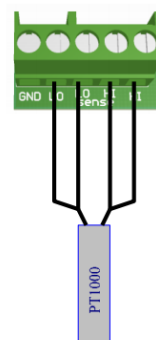
$\pm 0.1 \text{ }^\circ\text{C}$ (-40 to 200°C) + sensor deviation.

$\pm 0.5 \text{ }^\circ\text{C}$ (full span) + sensor deviation.

2-wire RTD connection



4-wire RTD connection



Bridge connection

