

ANTENNAS | OMNI-785 SERIES

OMNI-DIRECTIONAL, ROUTER/EQUIPMENT MOUNT WI-FI ANTENNA

2400 – 2500 MHz, 5000 – 7200 MHz, 4 dBi



2400 – 2500 MHz
5000 – 7200 MHz



4 dBi



Increase
X Mb/s



Omni-
Directional



2.4 – 2.5 GHz
5.0 – 7.2 GHz



Internet of
Things



Machine to
Machine



-40°C to
+80°C



Fire Resistant



Chemical
Protection



IP 55



Urban & Rural



Commercial &
Industrial

APPLICATION AREAS

- Dual-band 2.4 GHz and 5 to 7.2 GHz Wi-Fi antenna
- Omni-directional antenna with medium gain
- Complaint with IEEE 802.11b/g/n and 802.11ac wireless standard
- Highly portable with a quick and compact setup
- Direct router mount

Product Overview

The OMNI-785 is an omni-directional, dual-band Wi-Fi antenna, which ensures a strong Wi-Fi connection with improved transfer speeds for your router or modem. The antenna covers the 2.4 GHz and 5 – 7.2 GHz Wi-Fi bands with a peak gain of 4 dBi across the bands. The antenna is ground plane independent and can be fitted directly to any equipment that uses an RP-SMA connector. This allows the antenna to be connected to any Wi-Fi access point whether it is older Wi-Fi technology or dual-band Wi-Fi technology. The antenna can therefore be used to resolve channel saturation and provide the ultimate Wi-Fi performance and flexibility. The knuckle base of the antenna allows multiple angle deployment to accommodate the orientation of the equipment.

Features

- Dual-band Wi-Fi antenna for 2.4 GHz and 5 GHz
- Omni-directional antenna with medium gain
- Knuckle mount allows multiple angle deployment
- Antenna is ground plane independent
- Robust and lightweight design

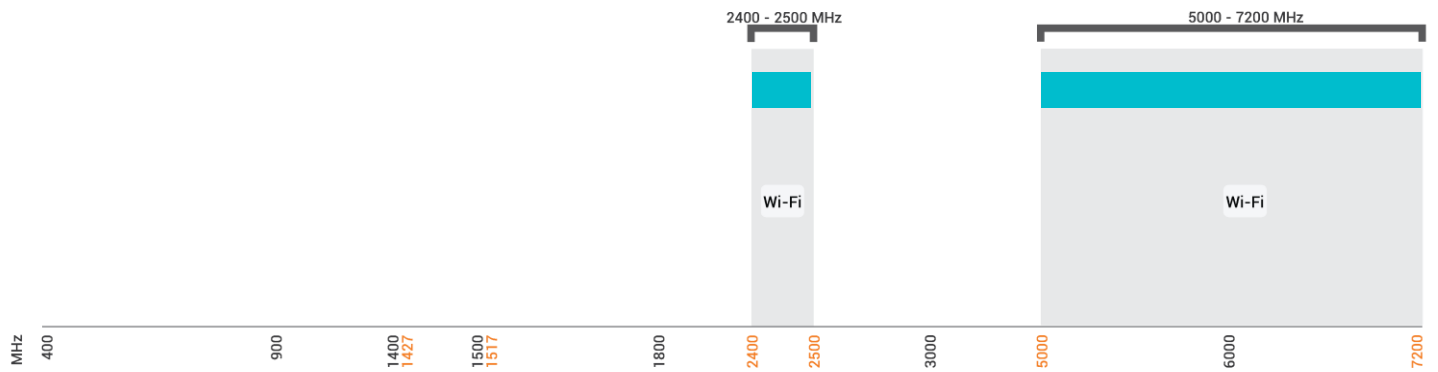
Application Areas

- On-the-go: Highly portable
- Poor data signal reception (indoor or outdoor)
- Slow or unstable data transmission connection
- Increase system transmission reliability
- M2M and IoT applications




Frequency Bands

The OMNI-785 is a Wi-Fi antenna that works from | 2400 – 2500 MHz | and | 5000 – 7200 MHz |



 Indicates the WI-FI bands on which OMNI-785 works

Antenna Overview

| |  |
|-------------------|---|
| Ports | 1 |
| SISO / MIMO | SISO |
| Frequency Bands | 2400 – 2500 MHz 5000 – 7200 MHz |
| Polarisation | Linear Vertical |
| Peak Gain | 4 dBi |
| Coax Cable Type | N/A |
| Coax Cable Length | N/A |
| Connector Type | RPSMA (M) |

**The connector is factory mounted to the antenna*

Electrical Specifications

| | |
|-----------------------------|--|
| Frequency Bands: | 2400 – 2500 MHz 5000 – 7200 MHz |
| Gain (Max): | 2 dBi @ 2400 – 2500 MHz 4 dBi @ 5000 – 7200 MHz |
| VSWR: | <2.5:1 |
| Feed Power Handling: | 10 W |
| Input Impedance: | 50 Ohm (nominal) |
| Polarisation: | Linear Vertical |
| DC Short: | Yes |

Product Box Contents

| | |
|--------------------------|-------------------|
| Antenna: | A-OMNI-0785-V1-01 |
| Mounting Bracket: | N/A |

Ordering Information

| | |
|----------------------------|-------------------|
| Commercial Name: | OMNI-785 |
| Order Product Code: | A-OMNI-0785-V1-01 |
| EAN Number: | 6009710923405 |

Mechanical Specifications

| | |
|----------------------------|-------------------------|
| Product Dimensions | 209 mm x 31 mm x Ø13 mm |
| Packaged Dimensions | 250 mm x 45 mm x 16 mm |
| Weight | 0.04 kg |
| Packaged Weight | 0.04 kg |
| Radome Material: | ABS (Halogen Free) |
| Radome Colour: | Black |
| Mounting Type: | Screw-on |

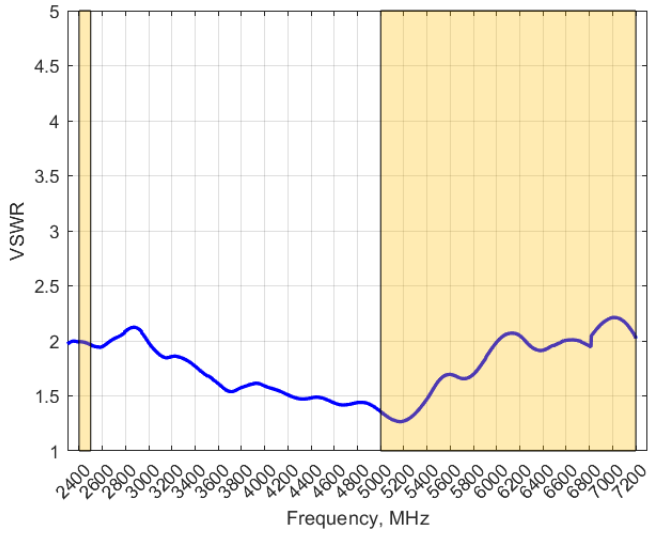
Environmental Specifications, Certification & Approvals

| | |
|---|-------------------------------------|
| Wind Survival: | Indoor |
| Temperature Range (Operating): | -40°C to +80°C |
| Environmental Conditions: | Indoor |
| Water Ingress Protection Ratio/Standard: | IP 55 |
| Salt Spray: | MIL-STD 810G/ASTM B117 |
| Operating Relative Humidity: | Up to 98% |
| Storage Humidity: | 5% to 95% - non-condensing |
| Storage Temperature: | -40°C to +80°C |
| Enclosure Flammability Rating: | UL 94-HB |
| Impact Resistance: | IK 05 |
| Product Safety & Environmental: | Complies with CE and RoHS standards |

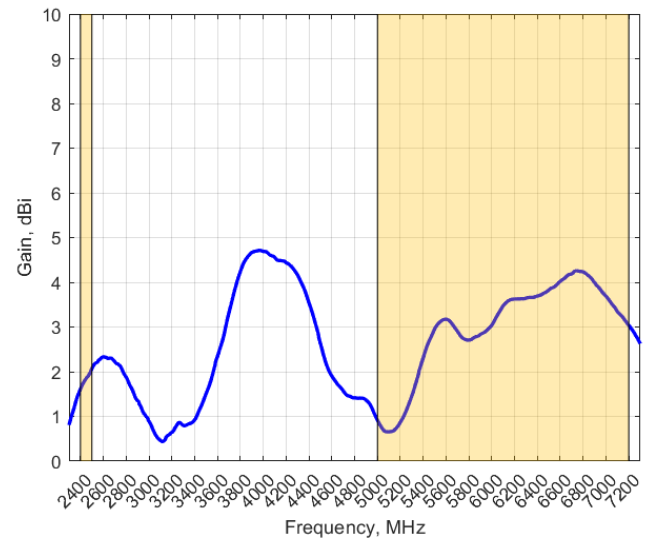


Antenna Performance Plots

VSWR



GAIN (EXCLUDING CABLE LOSS)



Voltage Standing Wave Ratio (VSWR)*

VSWR is a measure of how efficiently radio-frequency power is transmitted from a power source, through a transmission line, into a load. In an ideal system, 100% of the energy is transmitted which corresponds to a VSWR of 1:1.

The OMNI-785 delivers superior performance across all bands with a VSWR of <2.5:1.

*VSWR measured without a cable

Gain* in dBi

4 dBi is the peak gain from 2400 – 2500 MHz and 5000 – 7200 MHz

Gain @ 2400 – 2500 MHz:

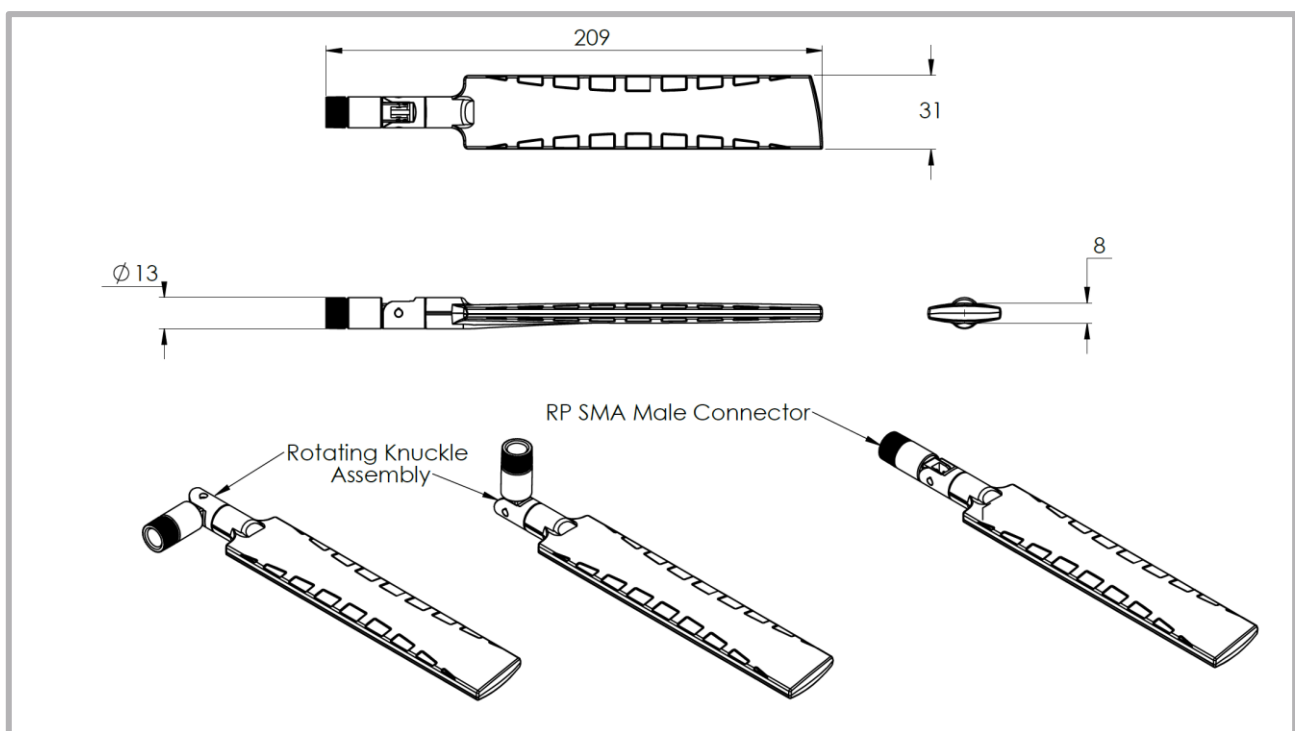
2 dBi

Gain @ 5000 – 7200 MHz:

4 dBi

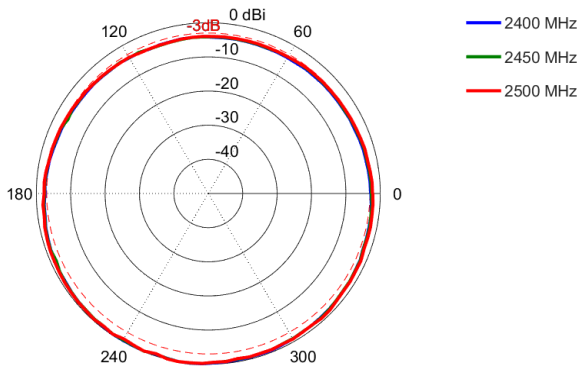
*Antenna gain measured with polarisation aligned standard antenna

Technical Drawings

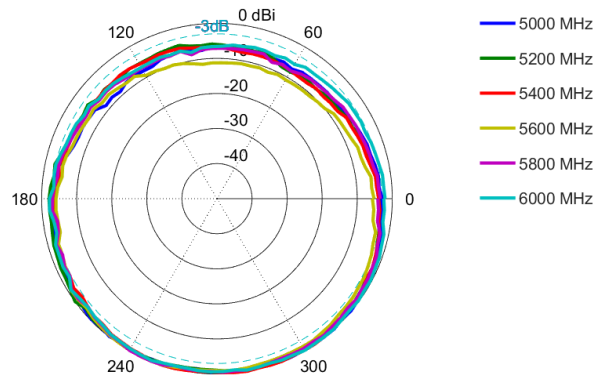


Radiation Patterns

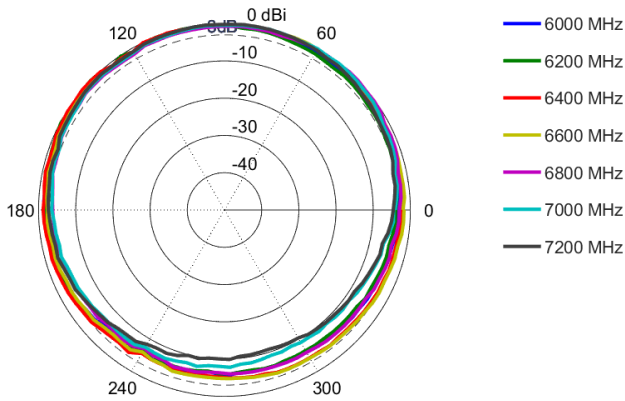
Azimuth: 2400 – 2500 MHz



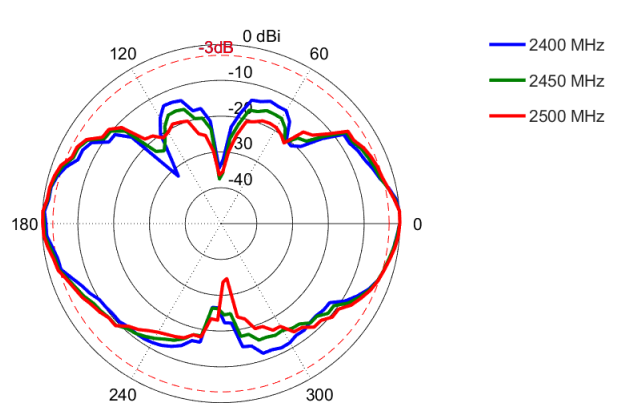
Azimuth: 5000 – 6000 MHz



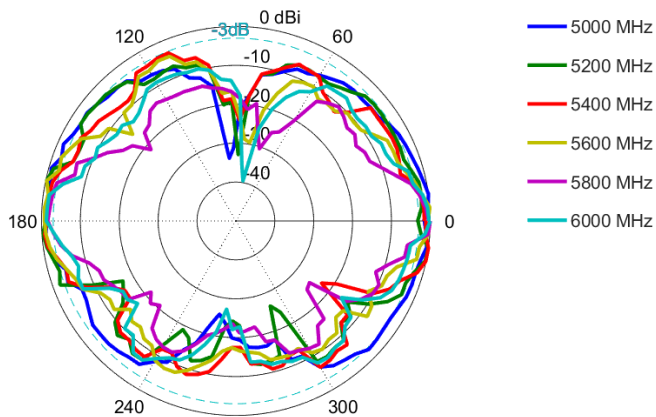
Azimuth: 6000 – 7200 MHz



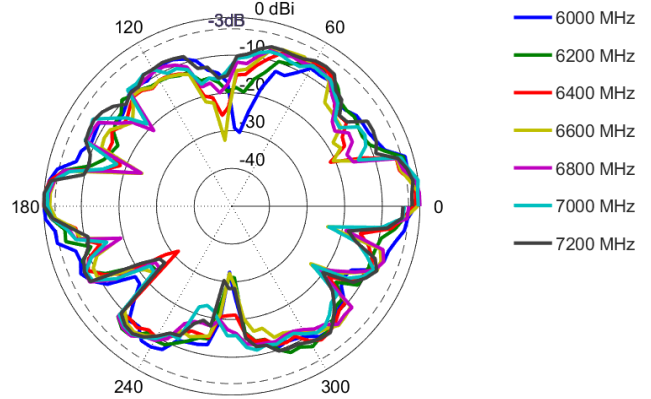
Elevation: 2400 – 2500 MHz



Elevation: 5000 – 6000 MHz




Elevation: 6000 – 7200 MHz



Additional Accessories

No additional accessories required.



CONTACT POYNTING

Poynting Antennas (Pty) Ltd - Head Office

Unit 4, N1 Industrial Park,
Landmarks Avenue,
Samrand, 0157, South Africa

Phone: +27 (0) 12 657 0050

E-mail: info@poynting.tech

International Email: sales-global@poynting.tech

Poynting Europe

Regus Business Center Neue Messe Riem
Kronstadter Straße 4
81677 München
Germany

Phone: +49 89 7453 9002

E-mail: sales-europe@poynting.tech

Poynting USA

1804 Owen Court, Suite 104,
Mansfield,
TX 76063
USA

Phone: +1 817 533-8130

E-mail: sales-us@poynting.tech